



00108/00110 INSTRUCTION MANUAL



Removable and Adjustable Mudflap System



IMPORTANT!

Please Read this Instruction *Booklet* prior to *assembly* of your Rock Tamer Kit.

US PATENT 6,076,842

IMPORTANT!

Exhaust Systems

Note: Any modifications to the factory installed exhaust system may void your manufacturer's warranty.

Car Washes

You must remove mudflap system before entering any drive-through car wash.

CAUTION

Consumer assumes all risks associated with product performance after installation. Rock Tamers™ will not protect everything and everyone from harm. Results may vary depending upon road surface and conditions, vehicle types, weather conditions, installation, and driving input. Please apply common sense to your expectations relating to product performance.

This product and its packaging contain chemicals known to the state of CA to cause cancer, birth defects or other reproductive harm.

Bolt Torque Conversion Table

Inch-Pounds (in-lbs)	Foot-Pounds (ft-lbs)	Newton-Meters (N-m)	Kilogram-Centimeters (kgf-cm)
20	1.7	2.3	23
30	2.5	3.4	34
70	5.87	7.9	79
80	6.7	9.0	90
180	15	20	203
1500	125	169	1690

Parts List for 00108/00110

Part No.	Qty.	U/M	Description
RT034	1	EA	Center Hub / Matte Black Finish*
RT035	2	EA	M10 Ball Mount Clamp Bolt*
RT036	2	EA	M10 Jam Nut*
RT037	2	EA	M10 Split Washer*
RT038	2	EA	M10 Flat Washer *
RT039	1	EA	Hub Arm R (Right) / Matte Black Finish*
RT040	1	EA	Hub Arm L (Left) / Matte Black Finish*
RT041	6	EA	M6 Arm Clamp Bolt*
RT032	6	EA	M6 Nylon Insert Hex Nut*
RT042	2	EA	M18 Arm Pivot Bolt*
RT043	2	EA	M18 Split Washer*
RT044	2	EA	M18 Flat Washer*
RT027	1	EA	5mm Allen Wrench - Solid (Black)
RT045	2	EA	Flap Support Rod (Stainless Sleeved)
RT046	2	EA	Rod End Cap
RT017	2	EA	Flap End Cap
RT018	2	EA	M5 Flap Retainer Bolt (Round Head)
RT047	2	EA	M5 End Cap Bolt (Hex Head)
RT019	4	EA	M5 Nylon Insert Hex Nut
RT048	2	EA	Flap Clamp / Matte Black Finish
RT022	2	EA	Mudflap (SS Trim Plate)
RT023	10	EA	M8 Flap Clamp Bolt
RT024	10	EA	M8 Flat Washer
RT025	10	EA	M8 Nylon Insert Hex Nut
RT026	1	EA	Bolt Hole Punch (Black)
RT028	2	EA	Rock Tamers Trim Plate
RT049	16	EA	M6 Trim Plate Bolt (STAR PIN™)
RT030	16	EA	M6 Trim Plate Spacer
RT031	16	EA	M6 Flat Washer
RT032	16	EA	M6 Nylon Insert Hex Nut
RT050	1	EA	Locking STAR PIN™ Wrench (Black)
RT057	1	EA	2.5" Center Hub/Matte Black Finish.* (Only if 00110 is purchased.)
IM002	1	EA	00108/00110 Instruction Manual
* HUB ASSEMBLY - FACTORY ASSEMBLED			

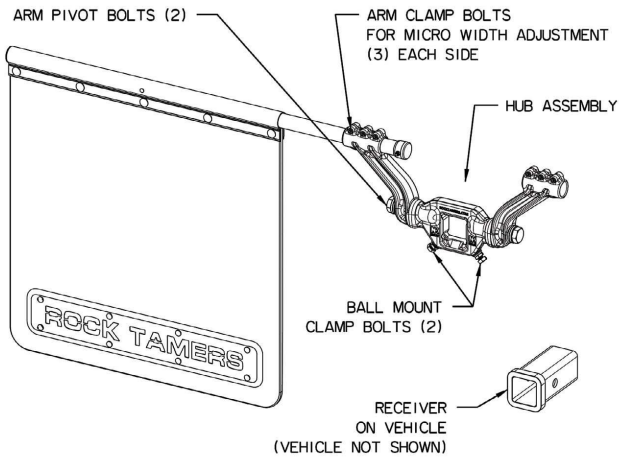
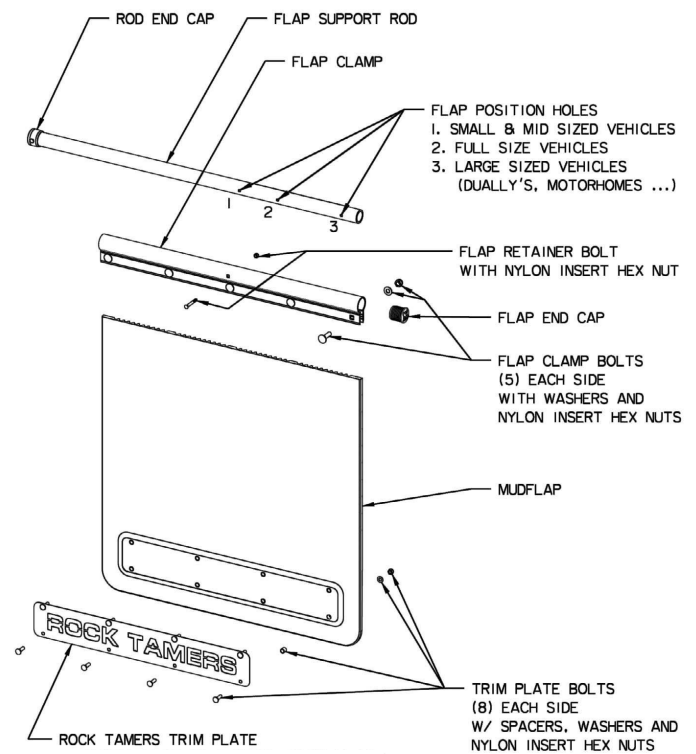
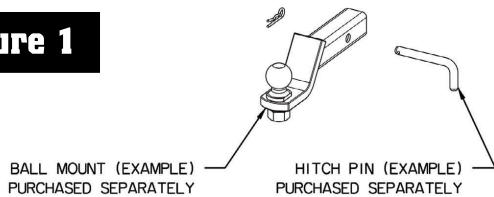


Figure 1



Assembly Hints

- Refer to **Figure 1** for component names and general definitions. Names in ALL CAPITALS refer to parts named in the illustrations.
- It may be easier to assemble the system while attached to a BALL MOUNT on the vehicle. However, it may also be assembled on a floor or workbench.
- **The MUDFLAP length may require cutting to fit your specific vehicle. Be sure of the required length by measuring with full tongue weight attached.**

Tools Required

- Wrench or socket sizes:
 - 8mm, 10mm, 13mm, 17mm, & 27mm (or a wrench adjustable up to 1 1/8" or 27mm)
 - Locking STAR PIN™ wrench included
 - 5mm locking Allen wrench included
- Utility knife
- Tape measure or yardstick.
- Straight edge for cutting guide at least 24" or 61 cm long
- Hammer or mallet